

## **Ridden IBOP**

# **GENERAL RULES FOR FRIESIAN HORSES SUITABILITY EXAMINATION (IBOP)**

### ***Responsibility***

The IBOP is conducted by the Koninklijke Vereniging "Het Friesch Paarden-Stamboek" (KFPS).

### **Purpose**

The purpose of this examination is to establish a horse's suitability for various uses and to do so with the greatest degree of objectivity. Every horse aged four or older can be presented for this examination (riding test, driving test or show driving test). Participation in more than one test on the same day is possible. Horses can be entered for the examination via the KFPS. The results of an IBOP test can be used for obtaining the star, crown or model titles (see the KFPS registration regulations).

### **Location**

The location for the IBOP test shall be approved by FHANA. The test can be either indoors or outdoors. The hosting site will arrange for any necessary equipment required to evaluate the horse. The set-up of the area shall be the responsibility of an Inspection Site Host or other designated individual prior to testing.

### **Countries other than the Netherlands**

IBOP testing outside the Netherlands is authorized. Jury members who conduct the evaluation must be certified and qualified by the KFPS.

### **Participation**

A horse may participate in a maximum of two evaluations per annum provided the evaluations occur at two different FHANA sponsored events. (Example: a horse may participate at an ABFP and a Inspection, however, not two different Inspections). These evaluations can be in multiple disciplines per venue; however, in each venue the horse must meet all the evaluation criteria of the venue or discipline.


### **Presentation method**

All tests will be ridden/driven individually. After the completion of the IBOP riding test, the participants will return to the ring in groups of two or three. At the request of the jury, the participants can be asked to repeat one or more of the components.

The tests as well as an explanation of the assessment criteria can be found in the most recent edition of the KFPS test booklet.

### **Training/basic condition**

The horse being presented can be excluded for reasons to be determined by the jury committee (illness, lameness, etc.). The examinations can also be terminated by the jury committee if, in its opinion, the horse is not being presented or ridden in an acceptable manner. The horse owner can present the horse during the event or identify a representative. Multiple riders or drivers for different presentations are permitted.



### **Members of the jury**

The jury consists of two qualified jury members who have been appointed by the KFPS.

### **Results of the examinations**

The Jury will record their evaluation scores on a KFPS certificate. The evaluation form may include a brief explanation and any other necessary information to assist the owner in identifying the justification for the scores annotated. To authenticate the certificate, the chairperson of the jury or another officer designated by the KFPS dates and signs it. The chairperson of the jury will notify the interested parties of the findings at the conclusion of the examinations. The interested parties will be sent the certificate after the test has been conducted. The findings will also be published in *Phryso* and on the KFPS website.

### **KEYS TO SCORES**

The dressage testing under the saddle will be evaluated in accordance with the regulations and dressage testing book of the KNHS, but the various figures (0-10) used for scoring the various components listed under the evaluation headings can be described as follows:

- 0 not performed
- 1 very poor
- 2 poor
- 3 fairly poor
- 4 less than satisfactory
- 5 unsatisfactory
- 6 satisfactory
- 7 more than satisfactory
- 8 good
- 9 very good
- 10 exemplary

The scores for each component shall be given in half and whole points.

### **EXAMINATION REGULATIONS FOR RIDING HORSES**

#### General information:

The regulations and the dressage and driving examination book of the KNHS are an integrated element in this set of regulations. This means that the riding and driving tests are assessed as written in the riding and driving examination book of the KNHS and are based on the *Scala der Africhting* (scale of training).

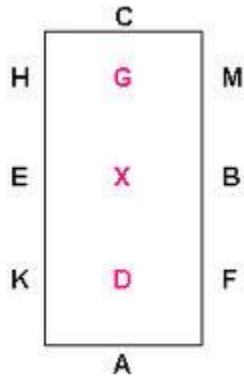
#### Conditions:

Dimensions of ring: 20 x 40 meters or 65' x 130' (indoor or outdoor)

Set-up of ring: Using the letters as outlined below in figure 1.1, the testing area/arena shall be well established by outlining the area with the border suitable and visible by the presenter with the applicable letters. The letter designator shall be at least 6" in height and of a contrasting color to the elements surrounding the arena. The letters shall face the arena.

**Examination:**

All elements in the examination are to be administered all at once.



**20m X 40 M arena or 65' x 130'**

The test is the basis of the evaluation for suitability as a dressage horse.

I.B.O.P. dressage test: post at the trot, unless sitting trot is asked for.

The test is the basis of the evaluation for suitability as a dressage horse.

I.B.O.P. dressage test: post at the trot, unless sitting trot is asked for.

1. A-X-C Enter at working trot and track left
2. A Circle left 20 Meters, working trot
3. H-X-F Change rein and at X transition to working walk
4. C Halt, proceed at working walk
5. Between K & E Working trot
6. B Circle right 20 Meters, working trot
7. K-X-M Change rein at medium trot
8. A Turn down center line
- X Transition to Working Walk
- C Right Track
9. Between M & B Working trot
10. A 3-loop serpentine width of the arena
11. Between C & M Working walk
12. M-X-K Change rein, allow horse to stretch its neck then collect reins
13. Between A & F Working Trot
14. B Turn away,
- E Track Left
15. Between A & F Working canter left
16. B Circle left 20 Meters, include some strides of medium canter
17. Between C & H working trot
18. F-X-H Change rein at medium trot, then working trot
19. E Turn away
- B Track Right
20. Between A & K Working canter right
21. E Circle right 20 Meters, include some strides of medium canter
22. Between C & M Working trot
23. B Circle left 20 Meters, allow horse to stretch its neck then collect reins
24. A Turn down center line,
- X Halt, paying respect to the jury, proceed at a free walk
- C Track right and exit at A

This test forms the basis for the assessment of suitability as dressage horse.

**Assessment:**

- a. walk
- b. trot
- c. canter
- d. carriage & balance
- e. agility
- f. transitions
- g. impulsion

**IBOP RIDING TEST**

Walk	Trot	Canter	Carriage & balance	Agility	Transitions	Impulsion	Total
2x	2x	2x	2x	1x	1x	1x	

Total: 110 points

***EXPLANATION of EVALUATION CRITERIA***

Walk:

The walk is a marching gait with a four beat (four tempi). The four legs are alternately and individually lifted up and put down, e.g. starting with the left hind leg: left hind, left front, right hind, right front, left hind, etc. The hind leg propels the front leg as it's being put down. The movement of the walk has to flow through the whole body of the horse. The legs on the same lateral side form a clearly recognizable V-shape for a brief moment.

In the IBOP tests only the medium walk is requested. The horse in medium walk moves lively and natural. It shows an active and calm image. The walk has regularity and is determined. The rider leads the horse in a continuous light bend at the pole.

Characteristics: regularity, suppleness, ground coverage, activity, relaxation.

Trot (riding and driving tests):

The trot is a gait with a two beat (two tempi). The horse moves forward by a succession of simultaneous lifting and lowering of a diagonal pair of legs (left front with right hind and right front with left hind), alternated with a moment of suspension, e.g. left front with right hind, suspension, right front with left hind, suspension, left front with right hind, etc. The trot is always free, active, and regular in the leg placement. In the IBOP riding and driving test the working trot and the medium trot are asked for. The trot in the IBOP show-driving test is described separately next.

The working trot is a gait in between the collected and the medium trot. The horse needs to show itself in good balance. The horse is on the bit and moves forward with even and elastic strides, all the while with very active

hindquarters. With active hindquarters we do not mean that the horse is ridden to or in collection but that it is ridden with sufficient impulsion, so that the hind end propels and carries.

The medium trot is a gait in between the working trot and extended trot. The horse moves forward freely and extends the strides visibly with an even lengthening and a corresponding lengthening in the upper line. This lengthening comes from a clear impulsion with propelling power from the hindquarters. The rider allows the horse to lengthen the neck forward and downward and has the horse's head a bit more in front of the vertical than in the working trot. The strides remain regular and the movement is balanced and relaxed. The horse covers with its lengthened strides more ground but the speed with which it puts its feet down does not increase. Characteristics: regularity, looseness, suppleness, self-carriage, bend in the hock.

Trot (show-driving test):

The trot is a gait with a two beat (two tempi). The horse moves forward by consecutively lifting and lowering a diagonal pair of legs (left front with right hind and right front with left hind), alternated with a moment of suspension. Example: left front with right hind, moment of suspension, right front with left hind, moment of suspension, left front with right hind, etc. The trot is always free, active, and regular in the leg placement. In the IBOP show-driving test the trot distinguishes itself from the trot in the riding and driving tests by much suspension, front legs that are well placed forward, high (knee) action of the front legs and hind legs, and hind legs that powerfully come under. With hind legs that powerfully come under the forehead of the horse becomes lighter, which makes it rise in the front. The trot is paired with a proud demeanour of the horse.

Characteristics: compared to the riding and driving tests more and higher front and hind leg action, a long moment of suspension, and clear uphill movement.

Canter (riding test and driving test):

The canter is a gait with a three beat (three tempi), with, e.g. in the left lead canter the following foot fall: right hind, diagonally right front with left hind, left front, moment of suspension, right hind, etc. The canter is always regular with cadenced strides and is shown with lightness, and is started from the canter depart with conviction. The IBOP riding test only asks for the working canter and the medium canter (several strides).

The working canter is a gait in between the collected and the medium canter. In this canter the horse is to show itself in good balance. While it's on the bit the horse moves forward with even, light, and cadenced strides. The hindquarters are active and propels and carries from sufficient impulsion.

The medium canter is a gait in between the working canter and the extended canter. The horse moves freely forward and extends its strides visibly, with a medium extension and corresponding lengthening of the upper line. This extension is created by a clear impulsion from the hindquarters. The canter remains a pure three beat. The rider allows the horse that's on the bit to somewhat lengthen the neck forward and downward, with which the horse can have its head somewhat more in front of the vertical than in the working canter.

Characteristics: regularity, looseness, natural balance, uphill stride, bend in the hock.

HSW: acceptance of the bit, self-carriage, flexibility:

Acceptance of the bit: the degree to which the horse moves in the right frame looking at the head and neck position.

Self- carriage: moving with the correct bend or straight line; position of the head compared to the horse's body.

Flexibility: the ease with which the horse turns, looking at the degree of bend through the body and how the horse maintains suppleness, balance, and coordination in the requested moves.

Impulsion:

This is the rider-induced (leg and seat aids) or the natural desire of the horse to move forward, be it always controlled by the rider. The rider has control over the horse's forwardness and determines to which degree the desire to go forward leads to a change in pace. The energy created in the hindquarters is controlled by the rider and is the basis for the horse's acceptance of the bit and frame.

Characteristics: forward energy comes from the hindquarters and is transformed by the rider in a forward and upward direction and collection.

Transitions:

Transitions are changes in gait to and from the halt, to and from walk, to and from trot, to and from canter, and to and from backing up. In addition transitions are asked for within the same gait, e.g. in the trot to and from collected to working to medium to extended trot (changing pace). In the IBOP tests no backing up is asked for and no collected or extended gaits. As the training level of the horse increases the transitions and changes of pace need to be less progressive, be clearly visible, and executed at the requested location. In the IBOP tests the transitions are progressive and are allowed to have a longer introduction to the horse by the rider. There is a wider margin for the location where the transition or tempi change needs to be shown. The correct riding-technical basis is of the evaluation criterion of a transition. During a transition the horse remains relaxed, retains the rhythm of the gait until the moment of the transition, the horse needs to remain on the bit, with sufficient impulsion and the horse stays straight.

Characteristics: preservation of impulsion in the transition, ridden from the hindquarters, horse remains on the bit.

Use of the hind legs Harness Horse:

The use can be distinguished by action; the degree to which the horse brings the cannon bone of the hind legs up to horizontal, the degree to which the horse propels itself forward with its hind legs (impulsion) and places them forward, and the ground coverage in between take-off and landing with placement of the hind foot well past the print of the front foot. The hock has a strong bend as well as the pastern joint.

The hindquarters are placed far under the body.

Characteristics: impulsion, bend in the hock and pastern, reach far under the body, power.

Use of the front legs Harness Horse:

The use can be distinguished by action; this is the degree to which the horse brings the forearm to at least a horizontal angle through a strong bend in the knee and the degree to which the horse brings its front legs forward.

Characteristics: forearm minimally on the horizontal, finishing off the movement so the front legs do not fall down but reach forward.

Suspension Harness Horse:

The duration of the moment that the horse switches between the two diagonal leg pairs and the horse is not in contact with the ground is the moment of suspension. The moment of suspension is the length in movement and is not produced by the speed of the hind leg being moved but rather by delay and suspension.

Characteristics: a hind leg that is well placed forward (so not a slow hind leg), good clearance from the ground.

Front Harness Horse:

In trot the horse uses its head and neck to come to a proud uprightness. The neck is almost vertically placed from the chest, but with a large degree of bend in the pole so that the head and nose profile are carried on the vertical.


Characteristics: shape of the neck, length of the neck, head and neck set, carriage of the head.

Self-Carriage Harness Horse:

Uprightness in the way a horse carries itself as evaluated in trot, with the horse lowering its hindquarters (sitting in the back) and coming up in the front (rising in the front). The horse loosens up in the top line and retains its straightness. The overall image is clearly uphill.

Characteristics: correct bend in the turns, withers higher than the croup by sitting in the back and rising in the front, relaxation of the top line.

Willingness to Work:



The desire to perform and the unstoppable urge of a horse to optimally show itself in a relatively short period of time. Willingness to work must not be confused with wanting to run or speed but is much more a character trait of the horse.

Characteristics: consistency in correct movement, retaining frame, front and action, continuing to perform during the testing.